

**THE CORPORATION OF THE
TOWN OF HUNTSVILLE
CONSOLIDATED FINANCIAL STATEMENTS
DECEMBER 31, 2023**

THE CORPORATION OF THE TOWN OF HUNTSVILLE
INDEX TO CONSOLIDATED FINANCIAL STATEMENTS

	Page
Management's Responsibility for the Consolidated Financial Statements	1
Independent Auditors' Report	2 - 3
Consolidated Statement of Financial Position	4
Consolidated Statement of Operations and Accumulated Surplus	5
Consolidated Statement of Change in Net Financial Assets	7
Consolidated Statement of Cash Flow	8
Notes to the Consolidated Financial Statements	9 - 24
Schedule 1 - Consolidated Schedule of Tangible Capital Assets	25
Supplementary Unaudited Schedule of Surplus	26

THE CORPORATION OF THE TOWN OF HUNTSVILLE
CONSOLIDATED FINANCIAL STATEMENTS
YEAR ENDED DECEMBER 31, 2023

Management's Responsibility for the Consolidated Financial Statements

The management of the Corporation of the Town of Huntsville (the "Municipality") is responsible for the integrity, objectivity and accuracy of the financial information presented in the accompanying financial statements.

The consolidated financial statements have been prepared in accordance with Canadian public sector accounting standards established by the Public Sector Accounting Board of the Chartered Professional Accountants of Canada ("CPA"). A summary of the significant accounting policies is described in Note 1 to the consolidated financial statements.

The Municipality's management maintains a system of internal controls designed to provide a reasonable assurance that assets are safeguarded, transactions are properly authorized and recorded and reliable financial information is available on a timely basis for preparation of the consolidated financial statements. These systems are monitored and evaluated by management.

Council meets with management and the external auditors to review the consolidated financial statements and discuss any significant financial reporting or internal control matters prior to the approval of the consolidated financial statements.

The consolidated financial statements have been audited by Pahapill and Associates Professional Corporation, independent external auditors appointed by the Municipality. The accompanying Independent Auditors' Report outlines their responsibilities, the scope of their examination and their opinion on the Municipality's consolidated financial statements.

Denise

Denise (Aug 23, 2024 12:07 EDT)

Denise Corry
Chief Administrative Officer

Julia McKenzie

Julia McKenzie (Aug 23, 2024 12:28 EDT)

Julia McKenzie
Director of Financial Services/Treasurer

INDEPENDENT AUDITORS' REPORT

To the Members of Council, Inhabitants and Ratepayers of the Corporation of the Town of Huntsville

Opinion

We have audited the consolidated financial statements of The Corporation of the Town of Huntsville, which comprise the consolidated statement of financial position as at December 31, 2023, and the consolidated statements of operations, the consolidated change in its net financial assets and its consolidated cash flows for the year then ended, and notes to the consolidated financial statements, including a summary of significant accounting policies.

In our opinion, the accompanying consolidated financial statements present fairly, in all material respects, the financial position of The Corporation of the Town of Huntsville as at December 31, 2023, and the results of its operations and its cash flows for the year then ended in accordance with Canadian public sector accounting standards.

Basis for Opinion

We conducted our audit in accordance with Canadian generally accepted auditing standards. Our responsibilities under those standards are further described in the Auditor's Responsibilities for the Audit of the Consolidated Financial Statements section of our report. We are independent of the Municipality in accordance with the ethical requirements that are relevant to our audit of the consolidated financial statements in Canada, and we have fulfilled our other ethical responsibilities in accordance with those requirements. We believe that the audit evidence we have obtained is sufficient and appropriate to provide a basis for our opinion.

Emphasis of Matter

We draw attention to Note 3 in the financial statements, which describes the effects of Canadian public sector accounting standards adopted by the Municipality. Our opinion is not modified in respect of this matter.

Other Matter

The comparative financial statements as at December 31, 2022 have been restated as disclosed in Note 2 to the financial statements.

Responsibilities of Management and Those Charged with Governance for the Consolidated Financial Statements

Management is responsible for the preparation and fair presentation of the consolidated financial statements in accordance with Canadian public sector accounting standards, and for such internal control as management determines is necessary to enable the preparation of consolidated financial statements that are free from material misstatement, whether due to fraud or error.

In preparing the consolidated financial statements, management is responsible for assessing the Municipality's ability to continue as a going concern, disclosing, as applicable, matters relating to going concern and using the going concern basis of accounting unless management either intends to liquidate the Municipality or to cease operations, or has no realistic alternative but to do so.

Those charged with governance are responsible for overseeing the Municipality's financial reporting process.

Auditor's Responsibility for the Audit of the Consolidated Financial Statements

Our objectives are to obtain reasonable assurance about whether the consolidated financial statements as a whole are free from material misstatement, whether due to fraud or error, and to issue an auditor's report that includes our opinion. Reasonable assurance is a high level of assurance, but is not a guarantee that an audit conducted in

accordance with Canadian generally accepted auditing standards will always detect a material misstatement when it exists. Misstatements can arise from fraud or error and are considered material if, individually or in the aggregate, they could reasonably be expected to influence the economic decisions of users taken on the basis of these consolidated financial statements. As part of an audit in accordance with Canadian generally accepted auditing standards, we exercise professional judgment and maintain professional skepticism throughout the audit. We also:

- Identify and assess the risks of material misstatement of the consolidated financial statements, whether due to fraud or error, design and perform audit procedures responsive to those risks, and obtain audit evidence that is sufficient and appropriate to provide a basis for our opinion. The risk of not detecting a material misstatement resulting from fraud is higher than for one resulting from error, as fraud may involve collusion, forgery, intentional omissions, misrepresentations, or the override of internal control.
- Obtain an understanding of internal control relevant to the audit in order to design audit procedures that are appropriate in the circumstances, but not for the purpose of expressing an opinion on the effectiveness of the Municipality's internal control.
- Evaluate the appropriateness of accounting policies used and the reasonableness of accounting estimates and related disclosures made by management.
- Conclude on the appropriateness of management's use of the going concern basis of accounting and, based on the audit evidence obtained, whether a material uncertainty exists related to events or conditions that may cast significant doubt on the Municipality's ability to continue as a going concern. If we conclude that a material uncertainty exists, we are required to draw attention in our auditor's report to the related disclosures in the consolidated financial statements or, if such disclosures are inadequate, to modify our opinion. Our conclusions are based on the audit evidence obtained up to the date of our auditor's report. However, future events or conditions may cause the Municipality to cease to continue as a going concern.
- Evaluate the overall presentation, structure and content of the consolidated financial statements, including the disclosures, and whether the consolidated financial statements represent the underlying transactions and events in a manner that achieves fair presentation.
- Obtain sufficient appropriate audit evidence regarding the financial information of the entities or business activities within the Municipality to express an opinion on the consolidated financial statements. We are responsible for the direction, supervision and performance of the group audit. We remain solely responsible for our audit opinion.

We communicate with those charged with governance regarding, among other matters, the planned scope and timing of the audit and significant audit findings, including any significant deficiencies in internal control that we identify during our audit.

Huntsville, Ontario
July 22, 2024

Pahapill and Associates

Pahapill and Associates Professional Corporation
Chartered Professional Accountants
Authorized to practise public accounting by
The Chartered Professional Accountants of Ontario

THE CORPORATION OF THE TOWN OF HUNTSVILLE
CONSOLIDATED STATEMENT OF FINANCIAL POSITION
AS AT DECEMBER 31, 2023

	2023	2022 (Note 2)
FINANCIAL ASSETS		
Cash and cash equivalents (Note 4)	\$ 25,862,496	\$ 22,973,089
Taxes receivable	3,928,865	3,653,362
Trade and other receivables, net of allowance of \$58,754 (2022 \$58,754)	798,353	1,536,646
Due from trust funds	7,630	-
Portfolio investments (Note 7)	10,274,362	8,991,825
Investment in Lakeland Holding Ltd. (Note 8)	13,505,903	12,998,670
	54,377,609	50,153,592
LIABILITIES		
Accounts payable and accrued liabilities	9,657,731	10,410,628
Deferred revenue - general	1,515,628	917,918
Deferred revenue - obligatory reserve funds (Note 9)	6,188,797	5,380,629
Municipal debt (Note 10)	3,648,196	4,393,005
Due to trust funds	-	10,501
	21,010,352	21,112,681
NET FINANCIAL ASSETS	33,367,257	29,040,911
NON-FINANCIAL ASSETS		
Tangible capital assets - net (Note 12, Schedule 1)	76,091,598	79,571,238
Inventories of supplies	287,645	258,659
Prepaid expenses	288,236	310,784
	76,667,479	80,140,681
ACCUMULATED SURPLUS	\$ 110,034,736	\$ 109,181,592
ACCUMULATED SURPLUS IS COMPRISED OF:		
Accumulated surplus from operations	\$ 109,826,465	\$ 109,181,592
Accumulated remeasurement gains (losses)	208,271	-
	\$ 110,034,736	\$ 109,181,592

CONTINGENT LIABILITIES (Note 17)

The accompanying notes and schedules are an integral part of these financial statements

THE CORPORATION OF THE TOWN OF HUNTSVILLE
CONSOLIDATED STATEMENT OF OPERATIONS AND ACCUMULATED SURPLUS
FOR THE YEAR ENDED DECEMBER 31, 2023

	Budget 2023 (Note 15)	Actual 2023	Actual 2022 (Note 2)
REVENUE			
Property taxes	\$ 19,887,651	\$ 20,003,826	\$ 18,365,843
User fees	2,673,029	2,629,380	2,533,070
Government transfers	1,518,321	1,019,077	1,807,790
Government transfers - OMPF	1,859,400	1,859,400	1,869,800
Contributions from obligatory reserve fund	1,334,003	1,084,962	1,431,026
Lakeland Holding Ltd. - share of income (Note 8)	424,400	931,633	612,232
Other (Note 13)	5,068,255	7,260,337	6,266,045
TOTAL REVENUE	32,765,059	34,788,615	32,885,806
EXPENSES			
General government	5,696,293	5,662,788	5,427,658
Protection to persons and property	3,604,761	4,034,139	3,195,046
Transportation services	10,580,493	11,363,732	10,252,753
Environmental services	964,274	1,016,613	1,326,845
Health services	256,891	382,330	242,177
Social and family services	77,928	69,167	49,433
Recreation and culture	8,542,452	9,001,514	7,446,291
Planning and development	2,437,754	2,613,459	2,378,166
TOTAL EXPENSES	32,160,846	34,143,742	30,318,369
ANNUAL SURPLUS (DEFICIT)	604,213	644,873	2,567,437
ACCUMULATED SURPLUS, BEGINNING OF YEAR	109,181,592	109,181,592	106,597,365
Lakeland Holding Ltd. - share of change in other comprehensive income	\$ -	\$ -	\$ 4,493
Lakeland Holding Ltd. - remeasurement of defined benefit plan	\$ -	\$ -	\$ 12,297
ACCUMULATED SURPLUS, END OF YEAR	\$ 109,785,805	\$ 109,826,465	\$ 109,181,592

The accompanying notes and schedules are an integral part of these financial statements

THE CORPORATION OF THE TOWN OF HUNTSVILLE
CONSOLIDATED STATEMENT OF REMEASUREMENT GAINS AND LOSSES
FOR THE YEAR ENDED DECEMBER 31, 2023

	Actual 2023 (Note 3)	Actual 2022
Accumulated remeasurement gains (losses) beginning of year	\$ -	\$ -
Unrealized gains (losses) attributable to:		
Portfolio investments	208,271	-
Net remeasurement gains (losses) for the year	208,271	-
Accumulated remeasurement gains (losses), beginning of year	-	-
Accumulated remeasurement gains (losses), end of year	\$ 208,271	\$ -

The accompanying notes and schedules are an integral part of these financial statements

THE CORPORATION OF THE TOWN OF HUNTSVILLE
CONSOLIDATED STATEMENT OF CHANGE IN NET FINANCIAL ASSETS
FOR THE YEAR ENDED DECEMBER 31, 2023

	Budget 2023 (Note 15)	Actual 2023	Actual 2022 (Note 2)
Annual surplus (deficit)	\$ 604,213	\$ 644,873	\$ 2,567,437
Lakeland Holding Ltd. - share of change in other comprehensive income	-	-	16,790
Acquisition of tangible capital assets	(8,796,216)	(4,716,663)	(7,427,514)
Amortization of tangible capital assets	8,520,988	8,520,988	8,541,604
Contributed tangible capital assets	-	(666,864)	(1,103,369)
(Gain) loss on disposition of tangible capital assets	-	261,235	354,318
Proceeds on disposition of tangible capital assets	-	80,944	25,000
Change in supplies inventories	-	(28,986)	(19,768)
Change in prepaid expense	-	22,548	(11,432)
Increase in net financial assets, before net remeasurement gains (losses)	328,985	4,118,075	2,943,066
Net remeasurement gains (losses)	-	208,271	-
Increase (decrease) in net financial assets	328,985	4,326,346	2,943,066
Net financial assets, beginning of year	29,040,911	29,040,911	26,097,845
Net financial assets, end of year	\$ 29,369,896	\$ 33,367,257	\$ 29,040,911

The accompanying notes and schedules are an integral part of these financial statements

THE CORPORATION OF THE TOWN OF HUNTSVILLE
CONSOLIDATED STATEMENT OF CASH FLOW
FOR THE YEAR ENDED DECEMBER 31, 2023

	2023	2022 (Note 2)
Operating transactions		
Annual surplus (deficit)	\$ 644,873	\$ 2,567,437
Non-cash charges to operations:		
Amortization	8,520,988	8,541,604
(Gain) loss on disposal of tangible capital assets	261,235	354,318
	<u>9,427,096</u>	<u>11,463,359</u>
Changes in non-cash items:		
Taxes receivable	(275,503)	1,364,443
Trade and other receivables	738,293	783,199
Lakeland Holding Ltd. - share of income (Note 8)	(931,633)	(612,232)
Due to/from trust funds	(18,131)	96,214
Accounts payable and accrued liabilities	(752,896)	912,108
Deferred revenue - general	597,710	358,238
Deferred revenue - obligatory reserve funds	808,168	612,807
Inventories of supplies	(28,986)	(19,768)
Prepaid expenses	22,548	(11,432)
	<u>159,570</u>	<u>3,483,577</u>
Cash provided by operating transactions	<u>9,586,666</u>	<u>14,946,936</u>
Capital transactions		
Acquisition of tangible capital assets	(5,383,527)	(8,530,883)
Proceeds on disposal of tangible capital asset	80,944	25,000
Cash applied to capital transactions	<u>(5,302,583)</u>	<u>(8,505,883)</u>
Investing transactions		
Dividends received (Note 8)	424,400	424,400
Purchase of portfolio investments	(819,784)	(3,476)
Realized (Gain) Loss on portfolio investments	(254,483)	(173,233)
Cash provided by investing transactions	<u>(649,867)</u>	<u>247,691</u>
Financing transactions		
Debt principal repayments	(744,809)	(730,448)
Cash applied to financing transactions	<u>(744,809)</u>	<u>(730,448)</u>
Net change in cash and cash equivalents	2,889,407	5,958,296
Cash and cash equivalents, beginning of year	22,973,089	17,014,793
Cash and cash equivalents, end of year	\$ 25,862,496	\$ 22,973,089

The accompanying notes and schedules are an integral part of these financial statements

THE CORPORATION OF THE TOWN OF HUNTSVILLE

NOTES TO THE CONSOLIDATED FINANCIAL STATEMENTS Year Ended December 31, 2023

The Corporation of the Town of Huntsville is a lower-tier municipality located in the District of Muskoka in the Province of Ontario, Canada. It conducts its operations guided by the provisions of provincial statutes such as the Municipal Act, Planning Act, Building Code Act and other related legislation.

1. SIGNIFICANT ACCOUNTING POLICIES

The consolidated financial statements of the Corporation of the Town of Huntsville (the "Municipality") are prepared by management in accordance with Canadian public sector accounting standards for local governments as recommended in the Public Sector Accounting Board "PSAB" of the Chartered Professional Accountants Canada. Significant aspects of the accounting policies adopted by the Municipality are as follows:

(a) Reporting Entity

These consolidated statements reflect the assets, liabilities, revenues, expenses and reserve and reserve fund balances of the reporting entity. The reporting entity is comprised of all committees of Council and the boards, joint boards and municipal enterprises for which Council is politically accountable as follows:

(i) Consolidated and Proportionally Consolidated entities

The following local boards are consolidated:

Huntsville Public Library Board
Business Improvement Area Board of Management

Inter-organizational transactions and balances between these organizations are eliminated.

(ii) Modified equity accounting

Government business enterprises are accounted for by the modified equity method. Under this method the business enterprises' accounting principles are not adjusted to conform with those of the Municipality and interorganizational transactions and balances are not eliminated. The following government business enterprise is included in these financial statements: Lakeland Holding Ltd.

(iii) Accounting for District and school board transactions

The taxation, other revenues, expenses, assets and liabilities with respect to the operations of the school boards and the District of Muskoka are not reflected in these consolidated financial statements.

(iv) Trust funds

Trust funds administered by the Municipality are not included in these consolidated financial statements, but are reported separately on the trust funds financial statements.

THE CORPORATION OF THE TOWN OF HUNTSVILLE

NOTES TO THE CONSOLIDATED FINANCIAL STATEMENTS
Year Ended December 31, 2023

(b) Basis of Accounting

(i) Accrual basis of accounting

Sources of financing and expenditures are reported on the accrual basis of accounting. This method recognizes revenues as they become available and measurable; expenditures are recognized as they are incurred and measurable as a result of receipt of goods or services and the creation of a legal obligation to pay.

The Consolidated Statement of Financial Position reflects all of the financial assets and liabilities of the Municipality. Financial assets are those assets which could provide resources to discharge existing liabilities or finance future operations. Net financial assets represents the financial position of the Municipality and is the difference between its financial assets and liabilities. This provides information about the Municipality's overall future revenue requirements and its ability to finance activities and meet its obligations.

(ii) Non-financial assets

Non-financial assets are not available to discharge existing liabilities but are held for use in the provision of Municipal services. They have useful lives extending beyond the current year and are not intended for sale in the ordinary course of operations.

(a) Tangible capital assets

Tangible capital assets are recorded at cost less accumulated amortization, which includes all amounts that are directly attributable to acquisition, construction, development or betterment of the asset. Tangible capital assets received as contributions are recorded at their fair value at the date of receipt with a corresponding amount recorded as revenue. The cost, less residual value, of the tangible capital assets are amortized on a straight-line basis over their estimated useful lives as follows:

Land improvements - 3 to 30 years
Buildings - 15 to 50 years
Equipment, fleet and vehicles - 3 to 25 years
Roads, bridges and storm systems - 5 to 50 years

Assets under construction are not amortized until the asset is available for productive use.

The Municipality has a capitalization threshold of \$5,000; individual tangible capital assets of lesser value are expensed in the year of purchase.

THE CORPORATION OF THE TOWN OF HUNTSVILLE

NOTES TO THE CONSOLIDATED FINANCIAL STATEMENTS

Year Ended December 31, 2023

- (b) Inventories of supplies
Inventories held for consumption are recorded at the lower of cost and replacement cost.
- (iii) Cash and cash equivalents
Cash and cash equivalents includes cash on hand, balances with banks and short term deposits with original maturities of three months or less.
- (iv) Portfolio investments
Portfolio investments consists of equity instruments with no maturity. Portfolio investments in equity instruments that are quoted in an active market are recorded at fair value and the associated transaction costs are expensed upon initial recognition. The change in fair value is recognized in the Statement of Remeasurement Gains and Losses as a remeasurement gain or loss until the portfolio investments are realized on disposal. Upon disposal, any accumulated remeasurement gains or losses associated with the portfolio investments are reclassified to the Statement of Operations.
- (v) Reserves and reserve funds
Certain amounts, as approved by Council, are set aside in reserves and reserve funds for future operating and capital purposes. Balances related to these funds are included in the accumulated surplus of the Consolidated Statement of Financial Position.
- (vi) Government transfers
Government transfers are recognized in the financial statements as revenues in the period in which events giving rise to the transfers occur, providing the transfers are authorized, any eligibility criteria have been met, and reasonable estimates of the amounts can be made.
- (vii) Deferred revenue
The Municipality receives Canada Community-Building Fund (formerly gas tax) revenue from the Federal Government and payments in lieu of parkland under the authority of provincial legislation and Municipal by-laws. These funds are restricted in their use and until applied to the applicable expenditures are recorded as deferred revenue. Amounts applied to qualifying expenditures are recorded as revenue in the fiscal period they are expended. The Municipality also defers recognition of certain government grants which have been collected but for which the related expenditures have yet to be incurred. These amounts will be recognized as revenues in the fiscal year the services are performed.
- (viii) Taxation and related revenues
Property tax billings are prepared by the Municipality based on assessment rolls issued by the Municipal Property Assessment Corporation ("MPAC"). Tax rates are established annually by Council, incorporating amounts to be raised for local services and amounts the Municipality is required to collect on behalf of the Province of Ontario in respect of education taxes. A normal part of the assessment process is the issue of supplementary assessment rolls which provide updated information with respect to changes in property assessment. Once a supplementary assessment roll is received, the Municipality determines the taxes applicable and renders supplementary tax billings. Taxation revenues are recorded at the time tax billings are issued. Assessments and the related property taxes are subject to appeal. Tax adjustments as a result of appeals are recorded when the result of the appeal process is known. The Municipality is entitled to collect interest and penalties on overdue taxes. These revenues are recorded in the period the interest and penalties are levied.

THE CORPORATION OF THE TOWN OF HUNTSVILLE

NOTES TO THE CONSOLIDATED FINANCIAL STATEMENTS Year Ended December 31, 2023

- (ix) Investment income
Investment income earned on surplus funds is reported as revenue in the period earned. Investment income earned on obligatory reserve funds is added to the fund balance and forms part of the restricted deferred revenue balance.
- (x) Fees and user charges
Fees, user charges, permits, licenses and rents are recognized as revenue when the services are provided and there is reasonable assurance of collection.
- (xi) Pensions and employee benefits
The Municipality is an employer member of the Ontario Municipal Employee Retirement System (OMERS), a multi-employer, defined benefit pension plan. The Board of Trustees, representing plan members and employers, is responsible for overseeing the management of the pension plan, including investment of the assets and administration of the benefits. The Municipality has adopted defined contribution plan accounting principles for this plan because insufficient information is available to apply defined benefit plan accounting principles. The Municipality records as pension expense the current service cost, amortization of past service costs and interest costs related to the future employer contributions to the plan for past employee service.
- (xii) Use of estimates
The preparation of consolidated financial statements in conformity with Canadian public sector accounting standards requires management to make estimates and assumptions that affect the reported amounts of assets and liabilities and disclosure of contingent assets and liabilities at the date of the financial statements, and the reported amounts of revenues and expenses during the period. Significant items subject to such estimates and assumptions include allowance for uncollectible taxes, estimated useful lives of tangible capital assets, allowance for doubtful accounts and accrued liabilities. Actual results could differ from management's best estimates as additional information becomes available in the future. The estimates are reviewed periodically and any resulting adjustments are reported in earnings in the year in which they become known.
- (xiii) Land inventory
Land inventory is held for resale and is recorded at the lower of cost and net realizable value. Cost includes amounts for land acquisition and improvements to prepare the land for sale or servicing.

2. RESTATEMENT

The comparative figures included in these financial statements have been restated to conform with the accounting and reporting practices adopted for the current year.

During the year, information became available that the investment in Lakeland Holding Ltd. had restated their financial statements. The intangible assets were reviewed and determined to have a definite life and the financial statements have been restated to amortize these intangible assets that were previously identified as having an indefinite life. The financial statements for year ending December 31, 2022 were restated to correct this error on a retroactive restated basis to account for the restatement in Lakeland Holding Ltd.

THE CORPORATION OF THE TOWN OF HUNTSVILLE

NOTES TO THE CONSOLIDATED FINANCIAL STATEMENTS

Year Ended December 31, 2023

The effects of this restatement are as follows:

Year ended December 31, 2022

ACCUMULATED SURPLUS	
Accumulated surplus, as previously reported	\$ 109,668,969
Reduction in Investment in Lakeland Holding Ltd.	(487,377)
ACCUMULATED SURPLUS, AS RESTATED	\$ 109,181,592
ANNUAL SURPLUS	
Annual surplus, as previously reported	\$ 2,601,685
Reduction in Lakeland Holding Ltd. - share of income	(34,248)
ANNUAL SURPLUS, AS RESTATED	\$ 2,567,437

3. CHANGE IN ACCOUNTING POLICIES

On January 1, 2023 the Municipality adopted Public Accounting Standards PS 1201 Financial Statement Presentation, PS 2601 Foreign Currency Translation, PS 3041 Portfolio Investments, PS 3280 Asset Retirement Obligations, and PS 3450 Financial Instruments. The standards were adopted prospectively from the date of adoption. The new standards provide comprehensive requirements for the recognition, measurement, presentation and disclosure of financial instruments and foreign currency transactions. Other than PS 3450 Financial Instruments changes below, these standards have no significant impact on the presentation of the financial statements.

PS 3450 Financial Instruments

Under PS 3450, all financial instruments, including derivatives are included on the Statement of Financial Position and are measured either at fair value or amortized cost based on the characteristics of the instrument and the Municipality's accounting policy choice. The standard requires fair value measurement of derivatives and portfolio investments in equity instruments that are quoted in an active market. All other financial instruments will generally be measured at cost or amortized cost. Unrealized gains and losses arising from changes in fair value are presented in the Statement of Remeasurement Gains and Losses. The standard also requires disclosure of the hierarchy of inputs used in the determination of fair value for instruments reported according to the following levels:

- Level 1: Fair value is based on quoted prices in an active market.
- Level 2: Fair value is based on model-based valuation methods for which all significant assumptions are observable in the market or quoted prices for similar but not identical assets.
- Level 3: Fair value is based on valuation methods where inputs that are based on non-observable market data have a significant impact on the valuation.

In accordance with the provisions of this new standard, as at January 1, 2023, the carrying values of financial instruments included in portfolio investments are measured at fair value to correspond with how they are evaluated and measured. Prior to January 1, 2023, these financial instruments were recorded at cost or amortized cost. Unrealized gains and losses are recorded in the new statement of remeasurement gains and losses. Prior to January 1, 2023, unrealized gains and losses were not recorded in the financial statements. This accounting change decreased the January 1, 2023 balance of portfolio investments and accumulated remeasurement gains by \$517,689.

THE CORPORATION OF THE TOWN OF HUNTSVILLE

NOTES TO THE CONSOLIDATED FINANCIAL STATEMENTS Year Ended December 31, 2023

4. CASH AND CASH EQUIVALENTS

Cash consists of the following:

	2023	2022
Unrestricted	\$ 19,931,388	\$ 17,977,453
Restricted		
Canada Community-Building Fund (formerly Federal gas tax)	1,489,500	781,891
Development charges act	4,114,819	4,001,447
Parkland in-Lieu	316,811	203,231
Parking in-Lieu	9,978	9,067
	\$ 25,862,496	\$ 22,973,089

5. OPERATIONS OF SCHOOL BOARDS AND THE DISTRICT MUNICIPALITY OF MUSKOKA

Further to Note 1(a)(iii), the Municipality is required to collect property taxes and payments-in-lieu of taxes on the behalf of the school boards and the District Municipality of Muskoka. The amounts collected, remitted and outstanding are as follows:

	2023 School Boards	2023 District	2023 Total	2022 Total
Payable (receivable) beginning of year	\$ (83,225)	\$ 174,891	\$ 91,666	\$ (71,427)
Taxation and payments-in-lieu, net of adjustments	9,542,950	22,559,465	32,102,415	30,465,481
Remitted during the year	(9,543,086)	(22,552,306)	(32,095,392)	(30,302,388)
Payable (receivable) end of year	\$ (83,361)	\$ 182,050	\$ 98,689	\$ 91,666

THE CORPORATION OF THE TOWN OF HUNTSVILLE

NOTES TO THE CONSOLIDATED FINANCIAL STATEMENTS

Year Ended December 31, 2023

6. TRUST FUNDS

Trust funds administered by the Municipality amounting to \$810,112 (2022 \$787,456) have not been included in the Consolidated Statement of Financial Position nor have their operations been included in the Consolidated Statement of Operations. As such balances are held in trust by the Municipality for the benefit of others, they are not presented as part of the Municipality's financial position or operations.

7. PORTFOLIO INVESTMENTS

Portfolio investments as of December 31, 2023 consist of the following:

	Fair value hierarchy level	2023	2022
One Investment Program - Canada Equity Fund	level 1	1,386,856	1,074,270
One Investment Program - Global Equity Fund	level 1	3,070,391	2,654,067
One Investment Program - Corporate Bond Fund	level 1	729,430	762,704
One Investment Program - Canada Bond Fund	level 1	1,505,508	749,274
One Investment Program - Global Equity Fund	level 1	3,582,177	3,751,510
		\$ 10,274,362	\$ 8,991,825

Investments have a market value of \$10,274,362 (2022 - \$8,474,136) and a cost value of \$10,066,091 (2022 - \$8,991,825) at the end of the year. The One Investment Program is held for the purposes of meeting long-term capital obligations.

The fair value measurements are those derived from:

- Level 1: Quoted prices in active markets for identical assets.
- Level 2: Fair value measurements are those derived from inputs other than quoted prices included within Level 1 that are observable for the assets, either directly (ie as prices) or indirectly (ie derived from prices).
- Level 3: Fair value measurements are those derived from valuation methods where inputs are based on non-observable market data.

THE CORPORATION OF THE TOWN OF HUNTSVILLE

NOTES TO THE CONSOLIDATED FINANCIAL STATEMENTS Year Ended December 31, 2023

8. INVESTMENT IN LAKELAND HOLDING LTD.

Effective June 8, 2018, the Town holds a 21.22% ownership in the common shares of Lakeland Holding Ltd.

As a government business enterprise of the Town, Lakeland Holding Ltd. is accounted for in these consolidated financial statements using the modified equity method. Lakeland Holding Ltd. and its subsidiaries are incorporated under the laws of Ontario and together they generate, sell and distribute hydro electric power and other retail services to users in Bracebridge, Burk's Falls, Huntsville, Magnetawan, Parry Sound and Sundridge, Ontario.

	2023	2022
Consolidated Balance Sheet		
Assets:		
Current assets	\$ 4,307,137	\$ 4,183,183
Capital and other assets	31,165,624	28,846,781
Total Assets	\$ 35,472,761	\$ 33,029,964
Liabilities:		
Other liabilities	21,966,860	20,031,294
Total Liabilities	21,966,860	20,031,294
Equity		
Shareholder's equity	13,505,903	12,998,670
Total Equity	13,505,903	12,998,670
Total Liabilities and Equity	\$ 35,472,763	\$ 33,029,964
 Municipality's share of equity	 \$ 13,505,903	 \$ 12,998,670

Consolidated Statement of Operations, Retained Earnings and Comprehensive Income

Total Revenues	\$ 14,793,678	\$ 13,693,123
Total Expenses	13,862,045	13,080,891
Net income	931,633	612,232
Less: dividends	(424,400)	(424,400)
Add: amortization of change in fair value of interest rate swap	-	4,493
Less: remeasurement of defined benefit plan	-	12,297
Net income, net of dividends	\$ 507,233	\$ 204,622
 Municipality's share of net income, net of dividends	 \$ 507,233	 \$ 204,622
 Investment balance, beginning of year	 \$ 12,998,670	 \$ 12,794,048
Investment balance, end of year	\$ 13,505,903	\$ 12,998,670

THE CORPORATION OF THE TOWN OF HUNTSVILLE

NOTES TO THE CONSOLIDATED FINANCIAL STATEMENTS Year Ended December 31, 2023

9. DEFERRED REVENUE - OBLIGATORY RESERVE FUNDS

The 2023 continuity of transactions within the obligatory reserve funds are described below:

	Balance beginning of year	Contributions received	Interest earned	Amounts taken into revenue	Balance end of year
Planning act	\$ 212,298	\$ 120,252	\$ 20,528	\$ (26,288)	\$ 326,790
Development charges	4,386,440	1,006,703	235,381	(1,256,017)	4,372,507
Canada Community- Building Fund	781,891	655,792	51,817	-	1,489,500
	\$ 5,380,629	\$ 1,782,747	\$ 307,726	\$(1,282,305)	\$ 6,188,797

10. MUNICIPAL DEBT

(a) The balance of the municipal debt reported on the Consolidated Statement of Financial Position is made up of the following:

	2023	2022
Debenture payable to the District Municipality of Muskoka, repayable in semi annual payments of \$44,405 including interest calculated at 6.02% per annum, maturing 2023 and is secured by future funding.	\$ -	\$ 84,957
Debenture payable to the District Municipality of Muskoka, repayable in semi annual payments of \$24,375 plus interest calculated at 2.45% per annum, maturing 2025 and is secured by future funding.	73,125	121,875
Debenture payable to the District Municipality of Muskoka, repayable in semi annual payments of \$61,478 including interest calculated at 5.34% per annum, maturing 2026 and is secured by future funding.	336,710	437,626
Debenture payable to the District Municipality of Muskoka, repayable in semi annual payments of \$54,433 including interest calculated at 5.23% per annum, maturing 2027 and is secured by future funding.	388,361	473,547
Debenture payable to the District Municipality of Muskoka, repayable in annual payments of \$425,000 (varies every 5 years) and semi-annual interest payments at 1.1% to 5.1% per annum, maturing 2030 and is secured by future funding.	2,850,000	3,275,000
	\$ 3,648,196	\$ 4,393,005

THE CORPORATION OF THE TOWN OF HUNTSVILLE

NOTES TO THE CONSOLIDATED FINANCIAL STATEMENTS Year Ended December 31, 2023

(b) Future estimated principal and interest payments on the municipal debt are as follows:

	Principal	Interest
2024	\$ 669,828	\$ 169,895
2025	655,965	137,247
2026	617,665	105,356
2027	504,738	75,228
2028	400,000	50,900
2029 onwards	800,000	40,800
	\$ 3,648,196	\$ 579,426

(c) Total charges for the year for municipal debt which are reported in the financial statements are as follows:

	2023	2022
Principal payments	\$ 744,808	\$ 730,449
Interest	198,471	234,657
	\$ 943,279	\$ 965,106

The annual principal and interest payments required to service the Municipality's debt were within the annual debt repayment limit of \$5,391,657 prescribed by the Ministry of Municipal Affairs and Housing.

11. BANK INDEBTEDNESS

The Municipality has a revolving demand facility agreement with TD Canada Trust. The maximum amount available under this facility is \$4,500,000 (2022 \$4,500,000), of which \$NIL (2022 \$NIL) was used at the end of the year. The loan is payable on demand and bears interest at the bank's prime rate less 0.5%.

12. TANGIBLE CAPITAL ASSETS

Schedule 1 provides information on the tangible capital assets of the Municipality by major asset class. Additional information relating to these assets is provided below.

(a) Contributed tangible capital assets

The Municipality records all tangible capital assets contributed by external parties at the fair market value. During the year \$666,864 (2022 \$1,103,369) such contributions were recorded. The 2023 contributions consisted primarily of roads.

(b) Tangible capital assets recorded at nominal value

Certain tangible capital assets have been assigned a nominal value because of the difficulty of establishing a reasonable historical cost. Land is the only category where nominal values were assigned.

(c) Works of art and historical treasures

The Town holds various pieces of art and historical treasures including Muskoka Heritage Place, Public Art and Sports Memorabilia Collections. The value of these are not included in the balances provided in Schedule 1.

THE CORPORATION OF THE TOWN OF HUNTSVILLE

NOTES TO THE CONSOLIDATED FINANCIAL STATEMENTS
Year Ended December 31, 2023

(d) Capitalization of Interest

The Municipality has a policy of expensing borrowing costs related to the acquisition of tangible capital assets.

13. OTHER INCOME

	2023	2022
Fees, permits, licences and fines	\$ 4,241,053	\$ 4,075,794
Penalties and interest on taxation	547,655	572,498
Investment income	1,300,874	660,577
Donations	181,373	34,760
Contributed tangible capital assets	666,864	1,103,369
Sale of miscellaneous items and other	273,840	173,365
Gain (loss) on sale of tangible capital assets	48,678	(354,318)
	\$ 7,260,337	\$ 6,266,045

THE CORPORATION OF THE TOWN OF HUNTSVILLE

NOTES TO THE CONSOLIDATED FINANCIAL STATEMENTS
Year Ended December 31, 2023

14. SEGMENT DISCLOSURES AND EXPENDITURES BY OBJECT

The Municipality and its Boards and Committees provide a wide range of services to its citizens. The schedule and segment disclosure provides a breakdown of the annual surplus (deficit) reported on the Consolidated Statement of Operations by major reporting segment. The segments correspond to the major functional categories used in the Municipality's Financial Information Return, which include the following activities:

General Government

General Government accounts for the revenues and expenses that relate to the operations of the Municipality itself and cannot be directly attributed to any specific segment. Included in this category is Lakeland Holding Ltd. income.

Protection Services

Protection is comprised of fire protection, by-law enforcement services, emergency planning, and maintenance and enforcement of building and construction codes. The fire department is responsible to provide fire suppression services, fire prevention programs, training and education. The members of the fire department includes volunteers.

Transportation

Transportation is responsible for the maintenance of roads, winter control, storm sewer maintenance, street lighting and the municipal transit system.

Environmental Services

Includes storm system maintenance and solar generation activity.

Health Services

Included in health services is the maintenance and upkeep of the municipally controlled cemeteries.

Social and Family Services

This service area provides services meant to improve the health and development of the Municipality's citizens.

Recreation and Culture

Recreational programs and cultural programs like swimming and skating lessons are provided at arenas, aquatic centers and community centers. Also, the Municipality provides library services to assist with its citizens' information needs.

Planning and Development

This department provides a number of services including town and economic planning and review of all property development plans through its application process.

In preparation of segmented financial information, some allocation of expenses is made. This generally includes charges of rent to specific segments.

THE CORPORATION OF THE TOWN OF HUNTSVILLE

NOTES TO THE CONSOLIDATED FINANCIAL STATEMENTS

Year Ended December 31, 2023

14. SEGMENT DISCLOSURES AND EXPENDITURES BY OBJECT (continued)

FOR THE YEAR ENDED DECEMBER 31, 2023

	General Government	Protection to Persons and Property	Transportation Services	Environmental Services	Health Services	Social and Family Services	Recreation and Culture	Planning and Development	Consolidated
REVENUE									
Property taxes	\$ 5,604,530	\$ 1,726,374	\$ 8,380,480	\$ 395,479	\$ 90,375	\$ (852)	\$ 3,140,817	\$ 666,623	\$ 20,003,826
User fees	85,079	62,748	193,654	39,783	142,953	24,881	1,871,869	208,413	2,629,380
Government transfers	106,146	347,463	214,679	-	118,348	49,298	118,143	65,000	1,019,077
Government transfers - OMPF	552,776	170,273	826,569	39,006	8,914	(84)	209,575	52,371	1,859,400
Contributions from obligatory reserve funds	-	188,822	692,160	19,131	-	-	184,849	-	1,084,962
Lakeland Holding Ltd - share of income	931,633	-	-	-	-	-	-	-	931,633
Penalties and interest on taxation	162,811	50,151	243,452	11,489	2,625	(25)	61,727	15,425	547,655
Other	2,128,413	1,182,138	801,190	26,691	29,035	855	412,505	2,131,855	6,712,682
TOTAL REVENUE	9,571,388	3,727,969	11,352,184	531,579	392,250	74,073	5,999,485	3,139,687	34,788,615
EXPENSES									
Salaries, wages and benefits	3,492,785	2,545,075	2,682,993	170,097	169,207	58,262	5,029,435	1,039,706	15,187,560
Long-term debt charges (interest)	32,778	12,861	54,344	638	-	-	97,850	-	198,471
Operating expenses	351,876	318,700	1,698,472	75,696	147,315	10,905	1,168,287	281,792	4,053,043
Contracted services	2,046,212	346,123	1,359,013	31,789	35,831	-	917,157	1,256,519	5,992,644
Rents and financial expenses	35,263	9,780	56,508	-	-	-	69,281	20,204	191,036
Internal allocations	(615,887)	464,070	(220,929)	216,729	4,200	-	137,836	13,981	-
Amortization	319,761	337,530	5,733,331	521,664	25,777	-	1,581,668	1,257	8,520,988
TOTAL EXPENSES	5,662,788	4,034,139	11,363,732	1,016,613	382,330	69,167	9,001,514	2,613,459	34,143,742
ANNUAL SURPLUS (DEFICIT)	\$ 3,908,600	\$ (306,170)	\$ (11,548)	\$ (485,034)	\$ 9,920	\$ 4,906	\$ (3,002,029)	\$ 526,228	\$ 644,873

THE CORPORATION OF THE TOWN OF HUNTSVILLE

NOTES TO THE CONSOLIDATED FINANCIAL STATEMENTS

Year Ended December 31, 2023

14. SEGMENT DISCLOSURES AND EXPENDITURES BY OBJECT (continued)

FOR THE YEAR ENDED DECEMBER 31, 2022

	General Government	Protection to Persons and Property	Transportation Services	Environmental Services	Health Services	Social and Family Services	Recreation and Culture	Planning and Development	Consolidated (Restated - Note 2)
REVENUE									
Property taxes	\$ 6,023,000	\$ 1,092,238	\$ 7,414,125	\$ 596,909	\$ 36,933	\$ (22,641)	\$ 2,754,690	\$ 470,589	\$ 18,365,843
User fees	131,000	53,888	237,746	117,876	173,247	22,119	1,441,151	356,043	2,533,070
Government transfers	218,228	367,240	925,973	-	-	71,490	162,559	62,300	1,807,790
Government transfers - OMPF	650,939	118,044	801,287	64,511	3,992	(2,447)	196,987	36,487	1,869,800
Contributions from obligatory reserve funds	-	-	967,127	-	-	-	463,899	-	1,431,026
Lakeland Holding Ltd - share of income	612,232	-	-	-	-	-	-	-	612,232
Penalties and interest on taxation	199,305	36,143	245,339	19,752	1,222	(749)	60,314	11,172	572,498
Other	1,225,997	1,454,325	647,631	(115,186)	53,911	880	436,886	1,989,103	5,693,547
TOTAL REVENUE	9,060,701	3,121,878	11,239,228	683,862	269,305	68,652	5,516,486	2,925,694	32,885,806
EXPENSES									
Salaries, wages and benefits	2,913,507	1,942,680	2,288,988	290,148	166,824	36,366	4,167,240	863,519	12,669,272
Long-term debt charges (interest)	42,252	15,227	62,566	927	-	-	113,685	-	234,657
Operating expenses	337,103	273,258	1,549,511	82,321	25,301	6,187	905,101	162,842	3,341,624
Contracted services	2,132,797	295,906	886,594	69,490	28,104	-	647,536	1,320,765	5,381,192
Rents and financial expenses	37,207	14,990	19,329	-	-	-	57,325	21,169	150,020
Internal allocations	(385,046)	313,558	(372,055)	372,055	-	6,880	56,994	7,614	-
Amortization	349,838	339,427	5,817,820	511,904	21,948	-	1,498,410	2,257	8,541,604
TOTAL EXPENSES	5,427,658	3,195,046	10,252,753	1,326,845	242,177	49,433	7,446,291	2,378,166	30,318,369
ANNUAL SURPLUS (DEFICIT)	\$ 3,633,043	\$ (73,168)	\$ 986,475	\$ (642,983)	\$ 27,128	\$ 19,219	\$(1,929,805)	\$ 547,528	\$ 2,567,437

THE CORPORATION OF THE TOWN OF HUNTSVILLE

NOTES TO THE CONSOLIDATED FINANCIAL STATEMENTS Year Ended December 31, 2023

15. BUDGET FIGURES

The unaudited budget adopted for the current year was prepared on a fund basis, and has been amended to conform with the accounting and reporting standards adopted for the current year actual results. Town Council approved a balanced budget as required under the Municipal Act. The budget in the financial statements has been amended in order to comply with PSAB requirements to prepare the financial statements on a full accrual basis.

The following schedule provides additional detail regarding the 2023 unconsolidated municipal operating surplus.

SUPPLEMENTARY MUNICIPAL INFORMATION

		Municipal Budget 2023
CONSOLIDATED ANNUAL SURPLUS (DEFICIT)	\$	604,213
Transfer (to) from municipal reserves		415,825
Transfer to unfunded liabilities		(744,810)
Municipal amortization		8,520,988
Municipal capital expenditures		(8,796,216)
MUNICIPAL SURPLUS (DEFICIT)	\$	-

16. PENSION AGREEMENTS

The Municipality makes contributions to the Ontario Municipal Employee Retirement Fund (OMERS), which is a multi-employer plan, on behalf of certain members of its staff. The plan is a defined benefit plan which specifies the amount of the retirement benefit to be received by the employees based on the length of service and rates of pay. Each year an independent actuary determines the funding status of OMERS Primary Pension Plan (the Plan) by comparing the actuarial value of invested assets to the estimated present value of all pension benefits that members have earned to date. The most recent actuarial valuation of the Plan was conducted at December 31, 2023. The results of this valuation disclosed total actuarial liabilities of \$134,574 million with respect to benefits accrued for service with actuarial assets at that date of \$130,372 million indicating an actuarial deficit of \$4,202 million. Because OMERS is a multi employer plan, any Plan surpluses or deficits are a joint responsibility of Ontario municipal organizations and their employees. As a result, the Municipality does not recognize any share of the Plan surplus or deficit.

The amount contributed to OMERS for the current year was \$973,457 (2022 \$819,918) for current service and is included as an expense on the Consolidated Statement of Operations.

17. CONTINGENT LIABILITY

In the normal course of business, the Municipality is named to lawsuits related to its operations. Management is of the view that these lawsuits are without merit and any settlement would not be material to the financial position of the Municipality.

THE CORPORATION OF THE TOWN OF HUNTSVILLE

NOTES TO THE CONSOLIDATED FINANCIAL STATEMENTS
Year Ended December 31, 2023

18. LIABILITIES FOR CONTAMINATED SITES

The Municipality reports environmental liabilities related to the management and remediation of any contaminated sites where the Municipality is obligated or likely obligated to incur such costs.

The Municipality identified one potential site. The extent and amount of any future remediation is currently unknown and therefore no liability has been recorded.

The Municipality's ongoing efforts to assess contaminated sites may result in future environmental remediation liabilities related to newly identified sites, or changes in the assessments or intended use of existing sites. Any changes to the Municipality's liabilities for contaminated sites will be accrued in the year in which they are assessed as likely and can be reasonably estimated.

19. COMPARATIVE FIGURES

Certain comparative figures have been reclassified to conform with the current year's presentation.

THE CORPORATION OF THE TOWN OF HUNTSVILLE
CONSOLIDATED SCHEDULE OF TANGIBLE CAPITAL ASSETS
FOR THE YEAR ENDED DECEMBER 31, 2023

Schedule 1

	Land and Land Improvements	Buildings	Equipment, Fleet and Vehicles	Roads, Bridges, and Storm Systems	Assets Under Construction	TOTAL 2023	TOTAL 2022
COST							
Balance, beginning of year	\$ 19,540,253	\$ 43,666,557	\$ 15,196,820	\$ 111,151,687	\$ 453,752	\$ 190,009,069	\$ 183,263,926
Additions and betterments	138,035	356,659	1,661,238	2,465,696	761,899	5,383,527	8,530,883
Disposals and writedowns			(821,914)	(27,347)	(309,913)	(1,159,174)	(1,785,740)
Allocation from work in progress	541,817	(298,551)	29,951		(273,217)		
BALANCE, END OF YEAR	20,220,105	43,724,665	16,066,095	113,590,036	632,521	194,233,422	190,009,069
ACCUMULATED AMORTIZATION							
Balance, beginning of year	6,314,375	20,374,714	7,787,649	75,961,093		110,437,831	103,302,649
Annual amortization	856,527	1,007,086	1,140,514	5,516,861		8,520,988	8,541,604
Amortization disposals			(789,648)	(27,347)		(816,995)	(1,406,422)
BALANCE, END OF YEAR	7,170,902	21,381,800	8,138,515	81,450,607		118,141,824	110,437,831
TANGIBLE CAPITAL ASSETS-NET	\$ 13,049,203	\$ 22,342,865	\$ 7,927,580	\$ 32,139,429	\$ 632,521	\$ 76,091,598	\$ 79,571,238

THE CORPORATION OF THE TOWN OF HUNTSVILLE

SUPPLEMENTARY UNAUDITED SCHEDULE OF SURPLUS

2023

	2023	2022
RESERVES AND RESERVE FUNDS		
Operating		
BIA	\$ 66,958	\$ 61,969
General government	2,980,745	6,477,602
Protection services	1,881,488	2,806,721
Transportation services	85,000	85,000
Health services	4,206,369	125,000
Recreation and culture	303,305	144,530
Planning and development	1,677,446	1,282,214
Working funds	2,468,002	2,809,821
Capital		
Library	900,790	796,700
General government	2,089,060	2,066,518
Protection services	1,117,925	945,991
Transportation services	4,230,353	1,980,374
Health services	219,658	198,161
Recreation and culture	1,498,460	994,519
Planning and development	15,239	10,142
TOTAL RESERVES AND RESERVE FUNDS	23,740,798	20,785,262
OTHER		
Investment in tangible capital assets	76,091,598	79,571,238
General operating surplus (deficit)	(114,150)	(40,337)
Investment in inventory for own use	287,645	258,659
Unfunded accommodation tax reserve	(62,081)	(23,843)
Investment in Lakeland Holding Ltd. (Note 8)	13,505,903	12,998,670
Accumulated Remeasurement Gains	208,271	-
Capital outlay financed by long-term liabilities and to be recovered in future years	(3,648,196)	(4,393,005)
Share of Lakeland Holding Ltd.'s accumulated comprehensive loss	(2,614)	(2,614)
Change in Lakeland Holding Ltd.'s comprehensive loss (defined benefit plan)	27,562	27,562
TOTAL OTHER	86,293,938	88,396,330
ACCUMULATED SURPLUS	\$110,034,736	\$109,181,592










TOHConsolidated_FS23

Final Audit Report

2024-08-23

Created:	2024-08-23
By:	RAVEN IVANY (RIVANY@PAHAPILL.CA)
Status:	Signed
Transaction ID:	CBJCHBCAABAANB2qJftnk3FUcoLWb_1CsPnzB3WNAvzZ

"TOHConsolidated_FS23" History

-  Document created by RAVEN IVANY (RIVANY@PAHAPILL.CA)
2024-08-23 - 4:06:16 PM GMT
-  Document emailed to Julia (julia.mckenzie@huntsville.ca) for signature
2024-08-23 - 4:06:22 PM GMT
-  Document emailed to Denise (denise.corry@huntsville.ca) for signature
2024-08-23 - 4:06:23 PM GMT
-  Email viewed by Denise (denise.corry@huntsville.ca)
2024-08-23 - 4:07:13 PM GMT
-  Document e-signed by Denise (denise.corry@huntsville.ca)
Signature Date: 2024-08-23 - 4:07:41 PM GMT - Time Source: server
-  Email viewed by Julia (julia.mckenzie@huntsville.ca)
2024-08-23 - 4:28:04 PM GMT
-  Signer Julia (julia.mckenzie@huntsville.ca) entered name at signing as Julia McKenzie
2024-08-23 - 4:28:30 PM GMT
-  Document e-signed by Julia McKenzie (julia.mckenzie@huntsville.ca)
Signature Date: 2024-08-23 - 4:28:32 PM GMT - Time Source: server
-  Agreement completed.
2024-08-23 - 4:28:32 PM GMT